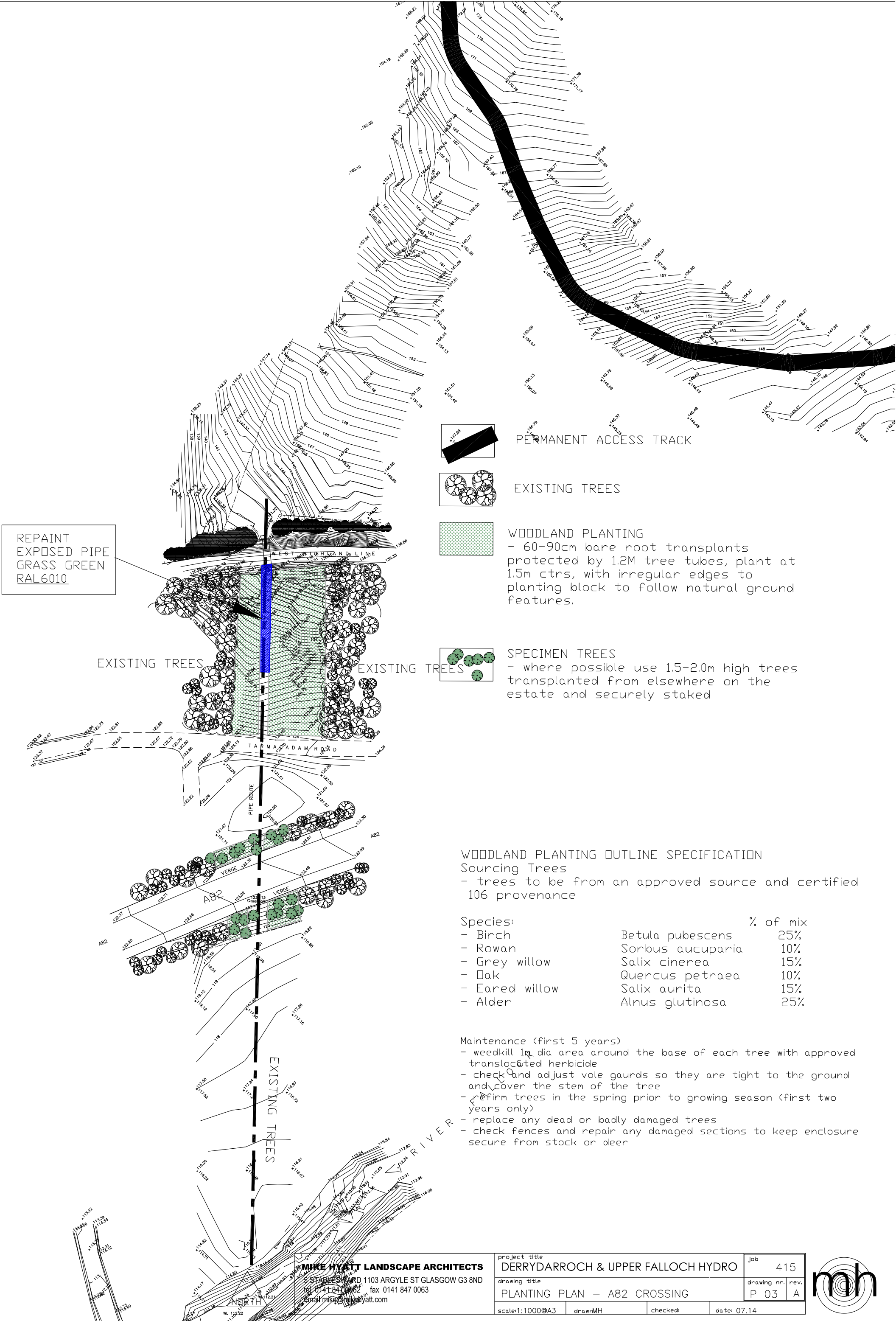
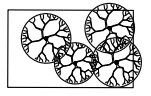



REPAINT EXPOSED PIPE GRASS GREEN RAL6010



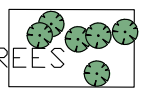
PERMANENT ACCESS TRACK



EXISTING TREES



WOODLAND PLANTING
 - 60-90cm bare root transplants protected by 1.2M tree tubes, plant at 1.5m ctrs, with irregular edges to planting block to follow natural ground features.



SPECIMEN TREES
 - where possible use 1.5-2.0m high trees transplanted from elsewhere on the estate and securely staked

WOODLAND PLANTING OUTLINE SPECIFICATION

Sourcing Trees
 - trees to be from an approved source and certified 106 provenance

Species:		% of mix
- Birch	Betula pubescens	25%
- Rowan	Sorbus aucuparia	10%
- Grey willow	Salix cinerea	15%
- Oak	Quercus petraea	10%
- Eared willow	Salix aurita	15%
- Alder	Alnus glutinosa	25%

Maintenance (first 5 years)
 - weedkill 1m dia area around the base of each tree with approved translocated herbicide
 - check and adjust vole guards so they are tight to the ground and cover the stem of the tree
 - re-firm trees in the spring prior to growing season (first two years only)
 - replace any dead or badly damaged trees
 - check fences and repair any damaged sections to keep enclosure secure from stock or deer

MIKE HYATT LANDSCAPE ARCHITECTS
 STABLES WARD 1103 ARGYLE ST GLASGOW G3 8ND
 TEL 0141 847 0062 fax 0141 847 0063
 email mike@khyatt.com

project title	DERRYDARROCH & UPPER FALLOCH HYDRO	job	415
drawing title	PLANTING PLAN - A82 CROSSING	drawing nr. rev.	P 03 A
scale: 1:1000@A3	drawn: MH	checked:	date: 07.14

